

ATAMA
F u r n i t u r e

Beatrice

Series



SG 1090

The Beatrice SG1090 side chair is part of an extensive healthcare range manufactured in Portugal with a sleek and modern design, developed with high quality finishes to meet comfort and ergonomic requirements.

Perfectly suited across a diverse range of interior workspaces, breakout and seating areas in the public, aged care, health care, hospital and education sectors.

Features

Fully upholstered, high density foam inner wrapped around a european beech timber frame.

Timber back handle and back rail detail.

Note - This model is non-stacking.

PEFC Certified.



Options

Extensive range of standard stains & finishes available.

Available with RD01/02 castor wheels.


Upholstered to specification.

Suppliers own fabric available on request.

Other models available in this range.

Dimensions

Height	880 mm	Seat Height	480 mm
Width	510 mm	Seat Width	510 mm
Depth	580 mm	Seat Depth	460 mm



SG 1090 C

The Beatrice SG1090C armchair is part of an extensive healthcare range manufactured in Portugal with a sleek and modern design, developed with high quality finishes to meet comfort and ergonomic requirements.

Perfectly suited across a diverse range of interior workspaces, breakout and seating areas in the public, aged care, health care, hospital and education sectors.

Features

Fully upholstered, high density foam inner wrapped around a european beech timber frame.

Timber arm, back handle and back rail detail.

Note - This model is non-stacking.

Removable seat for ease of cleaning.

PEFC Certified.



Options

Extensive range of standard stains & finishes available.

Available with RD01/02 castor wheels.

Upholstered to specification.

Suppliers own fabric available on request.

Other models available in this range.

Dimensions

Height	880 mm	Seat Height	480 mm	Arm Height	640 mm
Width	640 mm	Seat Width	500 mm		
Depth	630 mm	Seat Depth	480 mm		



SG 1091

The Beatrice SG1091 side chair is part of an extensive healthcare range manufactured in Portugal with a sleek and modern design, developed with high quality finishes to meet comfort and ergonomic requirements.

Perfectly suited across a diverse range of interior workspaces, breakout and seating areas in the public, aged care, health care, hospital and education sectors.

Features

Fully upholstered, high density foam inner wrapped around a european beech timber frame.

Full backrest with back handle detail.

Note - This model is non-stacking.

PEFC Certified.



Options

Extensive range of standard stains & finishes available.

Available with RD01/02 castor wheels.


Upholstered to specification.

Suppliers own fabric available on request.

Other models available in this range.

Dimensions

Height	880 mm	Seat Height	480 mm
Width	510 mm	Seat Width	510 mm
Depth	580 mm	Seat Depth	460 mm



SG 1091 C

The Beatrice SG1091C tub style chair is part of an extensive healthcare range manufactured in Portugal with a sleek and modern design, developed with high quality finishes to meet comfort and ergonomic requirements.

Perfectly suited across a diverse range of interior workspaces, breakout and seating areas in the public, aged care, health care, hospital and education sectors.

Features

Fully upholstered, high density foam inner wrapped around a european beech timber frame.

Timber arm and back handle detail.

Removable seat for ease of cleaning.

PEFC Certified.



Options

Extensive range of standard stains & finishes available.

Available with RD01/02 castor wheels.

Upholstered to specification.

Suppliers own fabric available on request.


Other models available in this range.

Dimensions

Height 880 mm
Width 640 mm
Depth 630 mm

Seat Height 480 mm
Seat Width 470 mm
Seat Depth 470 mm

Arm Height 680 mm



SG 1092

The Beatrice SG1092 side chair is part of an extensive healthcare range manufactured in Portugal with a sleek and modern design, developed with high quality finishes to meet comfort and ergonomic requirements.

Perfectly suited across a diverse range of interior workspaces, breakout and seating areas in the public, aged care, health care, hospital and education sectors.

Features

Fully upholstered, high density foam inner wrapped around a european beech timber frame.

Timber back handle detail.

Note- This model is non-stacking.

PEFC Certified.



Options

Extensive range of standard stains & finishes available.

Available with RD01/02 castor wheels.


Upholstered to specification.

Suppliers own fabric available on request.

Other models available in this range.

Dimensions

Height	880 mm	Seat Height	480 mm
Width	500 mm	Seat Width	500 mm
Depth	580 mm	Seat Depth	460 mm



SG 1092 C

The Beatrice SG1092C tub style chair is part of an extensive healthcare range manufactured in Portugal with a sleek and modern design, developed with high quality finishes to meet comfort and ergonomic requirements.

Perfectly suited across a diverse range of interior workspaces, breakout and seating areas in the public, aged care, health care, hospital and education sectors.

Features

Fully upholstered, high density foam inner wrapped around a european beech timber frame.

Timber arm and back handle detail.

Removable seat for ease of cleaning.

PEFC Certified.



Options

Extensive range of standard stains & finishes available.

Available with RD01/02 castor wheels.


Upholstered to specification.

Suppliers own fabric available on request.

Other models available in this range.

Dimensions

Height	880 mm	Seat Height	480 mm	Arm Height	680 mm
Width	640 mm	Seat Width	470 mm		
Depth	630 mm	Seat Depth	470 mm		



SG 1093

The Beatrice SG1093 side chair is part of an extensive healthcare range manufactured in Portugal with a sleek and modern design, developed with high quality finishes to meet comfort and ergonomic requirements.

Perfectly suited across a diverse range of interior workspaces, breakout and seating areas in the public, aged care, health care, hospital and education sectors.

Features

Fully upholstered, high density foam inner wrapped around a european beech timber frame.

Note- This model is non-stacking.

PEFC Certified.




Options

Extensive range of standard stains & finishes available.
Available with RD01/02 castor wheels.
Upholstered to specification.
Suppliers own fabric available on request.
Other models available in this range.

Dimensions

Height	880 mm	Seat Height	470 mm
Width	500 mm	Seat Width	500 mm
Depth	600 mm	Seat Depth	450 mm



SG 1093 C

The Beatrice SG1093C tub style chair is part of an extensive healthcare range manufactured in Portugal with a sleek and modern design, developed with high quality finishes to meet comfort and ergonomic requirements.

Perfectly suited across a diverse range of interior workspaces, breakout and seating areas in the public, aged care, health care, hospital and education sectors.

Features

Fully upholstered, high density foam inner wrapped around a european beech timber frame.

Removable seat for ease of cleaning.

PEFC Certified.



Options

Extensive range of standard stains & finishes available.
Upholstered to specification.
Suppliers own fabric available on request.
Other models available in this range.

Dimensions

Height	880 mm	Seat Height	470 mm	Arm Height	690 mm
Width	650 mm	Seat Width	470 mm		
Depth	640 mm	Seat Depth	470 mm		

SG1094

The Beatrice SG1094 lounge chair is part of an extensive healthcare range manufactured in Portugal with a sleek and modern design, developed with high quality finishes to meet comfort and ergonomic requirements.

Perfectly suited across a diverse range of interior workspaces, breakout and seating areas in the public, aged care, health care, hospital and education sectors.

Features

Fully upholstered, high density foam inner wrapped around a european beech timber frame.

Removable seat for ease of cleaning.

PEFC Certified.



Options

Extensive range of standard stains & finishes available.
Upholstered to specification.
Suppliers own fabric available on request.
Other models available in this range.

Dimensions

Height	880 mm	Seat Height	470 mm	Arm Height	650 mm
Width	680 mm	Seat Width	500 mm		
Depth	720 mm	Seat Depth	500 mm		

