

BC1 Mobile

The BC1 mobile day chair is extremely durable and comfortable featuring an ergonomic one piece segmented backrest and seat pad with features to provide comfort and functionality for its users.

Perfectly suited across the aged care, health care and hospital sectors.

Features

Fully welded powdercoated tubular steel frame with height adjustable legs with x 6 height levels, standard finish in light beige or other colours available on request (extended lead times may apply).

Ergonomic one piece segmented backrest and seat pad for ease of cleaning.

100 mm rear locking mobility castors and back handle for ease of movabiity.

Features slide out mobility footrest and optional meals tray attachment with built in storage for when not in use.

Upholstered to specification.

Weight capacity of up to 150 Kg.

10 year commercial frame warranty.



Dimensions

Height	990 - 1150 mm	Seat Height	380 - 530 mm	Arm Height	570 - 710 mm
Width	730 mm	Seat Width	510 mm	Arm Width	100 mm
Depth	740 mm	Seat Depth	490 mm		

BC2 Mobile

The BC2 mobile day chair is extremely durable and comfortable featuring an ergonomic additional segmented backrest and seat pad with features to provide added comfort and functionality for its users.

Perfectly suited across the aged care, health care and hospital sectors.

Features

Fully welded powdercoated tubular steel frame with height adjustable legs with x 6 height levels, standard finish in light beige or other colours available on request (extended lead times may apply).

Ergonomic additional segmented backrest and seat pad for added comfort and ease of cleaning.

100 mm rear locking mobility castors and back handle for ease of movabiity.

Features slide out mobility footrest and optional meals tray attachment with built in storage for when not in use.

Upholstered to specification.

Weight capacity of up to 150 Kg.

10 year commercial frame warranty.



Dimensions

Height	990 - 1140 mm	Seat Height	380 - 530 mm	Arm Height	570 - 710 mm
Width	730 mm	Seat Width	510 mm	Arm Width	100 mm
Depth	740 mm	Seat Depth	490 mm		

Nordic Mobicline

The Nordic Mobicline chair is extremely durable and comfortable perfectly suited across the aged care, health care and hospital sectors.

Perfectly suited for interior spaces such as the aged care, health care and hospital settings.

Features

Fully welded powdercoated tubular steel frame with enclosed arms, 125 mm mobility castors in standard finish of light beige or other colours available on request (extended lead times may apply).


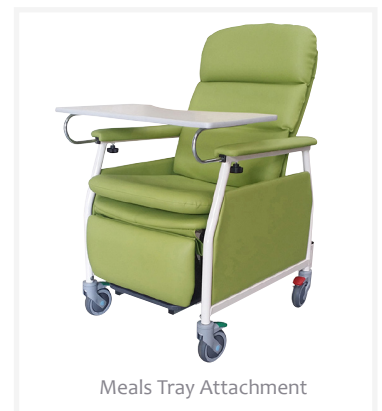
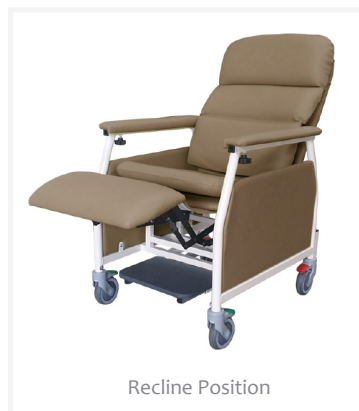
Features slide out mobility footrest, meals tray attachment that is easily stored when not at the rear and reclining function.

Ergonomic additional segmented backrest and seat pad for added comfort and ease of cleaning.

Upholstered to specification.

Weight capacity of up to 150 kg.

10 year commercial frame warranty.



Dimensions

Height	1120 mm	Seat Height	530 mm	Arm Height	715 mm
Width	690 mm	Seat Width	530 mm		
Depth	770 mm	Seat Depth	480 mm		

BC 11 Day Chair

The BC 11 Day Chair is extremely durable and comfortable featuring a fully welded powdercoated tubular steel frame, drop arm for side transfers and height adjustable legs.

Perfectly suited for interior spaces such as the aged care, health care and hospital settings.



Features

Drop down arm for side transfer to mobility aids.

x 6 levels of height adjustment.

Ergonomic segmented separate one piece backrest and seat pad for ease of cleaning.

Upholstered to specification.

Weight capacity of up to 150 Kg.

10 year commercial frame warranty.



Dimensions

Height	990 - 1140 mm	Seat Height	360 - 510 mm	Arm Height	560 - 710 mm
Width	730 mm	Seat Width	510 mm		
Depth	740 mm	Seat Depth	490 mm		