

**ATAMA**  
F u r n i t u r e

# Modular Storage Series



# Modular Storage Series



The Modular Storage Series features a 5mm thin profile and offers customisable designs with interchangeable doors and back panels to suit your personalised storage needs.

Perfectly suited across a diverse range of interior workspaces in the commercial, government, aged care, health care, hospital, government and education sectors.

## Features

- Sleek 5 mm profile with double layered steel construction.
- High quality powder coated finish.
- Push to open doors.
- Interchangeable back panels and doors.
- Adjustable levelling feet.

## Models

- Short model available with 2 x tiers.
- Tall model available with 3 x tiers.

Customise to you needs by creating open shelf layouts or hide items away with closed doors, this range offers endless opportunity to create your personalised storage unit. Refer to suppliers product codes upon ordering.

## Dimensions

<b>Short</b>		<b>Tall</b>	
<b>Height</b>	800 mm	<b>Height</b>	1200 mm
<b>Width</b>	800 mm	<b>Width</b>	800 mm
<b>Depth</b>	450 mm	<b>Depth</b>	450 mm

# Options

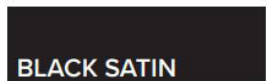


## Body:

Standard in white powdercoat.

Custom powder coat colours included x 11 available colours.

Dulux colours available to specification, minimum order quantities may apply.





## Doors:

Standard in Natural Beech laminate board.

Custom laminate colours include x 11 other finishes.

Laminex and Polytec board also available, minimum order quantities may apply.



## Back Panels:

Standard in black perforated steel.

Also available in laminate board, powdercoated steel, acoustic panels or pinboards.



## Accessories:

Planter box, handles, and locks available.